

Install Node.js in windows

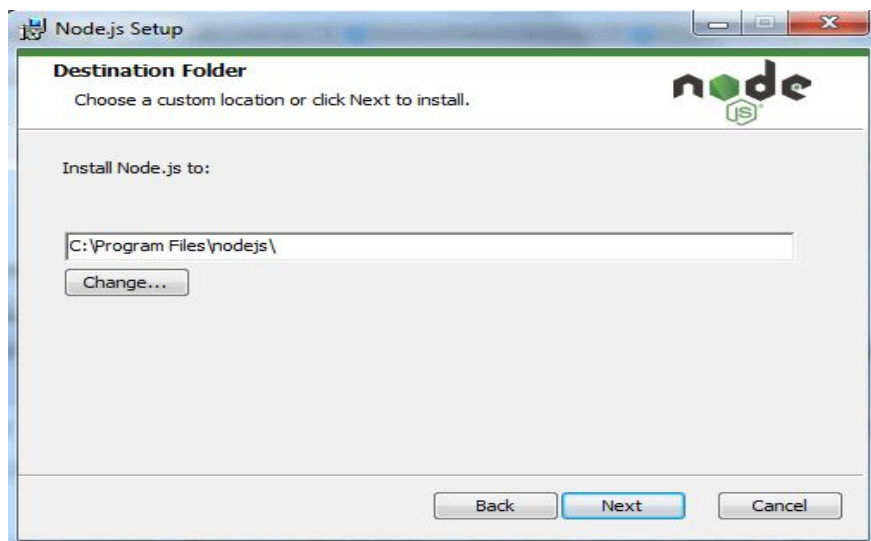
Step: 1

- Download node.js from below URL
<https://nodejs.org/en/download/>
- Click on the downloaded Node.js "Windows Installer" (.msi package.) (32-bit/64-bit).
- Double click on the "node-v4.4.7-x86.msi" file to start installation process and then follow the instructions.

Download the Node.js source code or a pre-built installer for your platform, and start developing today.

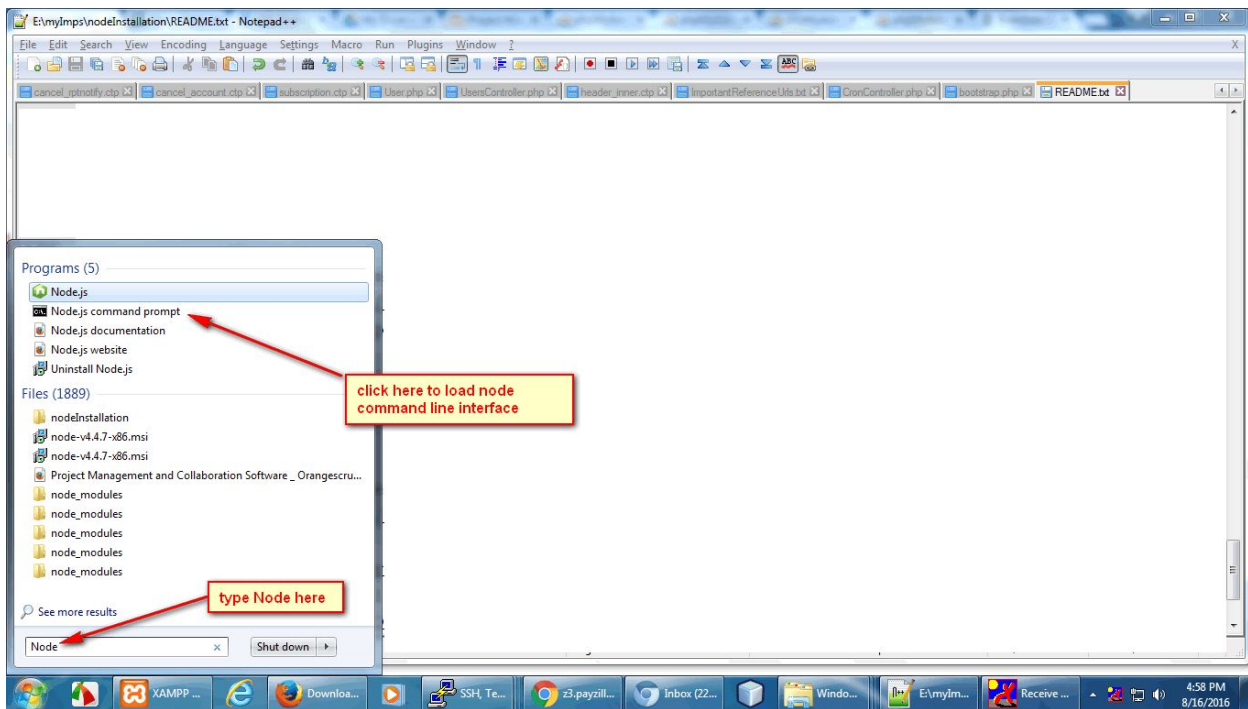
The screenshot shows the Node.js download page with three main categories: LTS (Recommended For Most Users), Current (Latest Features), and Source Code. Under Current, there are three options: Windows Installer (node-v4.4.7-x86.msi), Macintosh Installer (node-v4.4.7.pkg), and Source Code (node-v4.4.7.tar.gz). Below this is a table of download links for various platforms and architectures.

Windows Installer (.msi)	32-bit	64-bit
Windows Binary (.exe)	32-bit	64-bit
Mac OS X Installer (.pkg)	64-bit	
Mac OS X Binaries (.tar.gz)	64-bit	
Linux Binaries (.tar.xz)	32-bit	64-bit
Source Code	node-v4.4.7.tar.gz	



Step:2

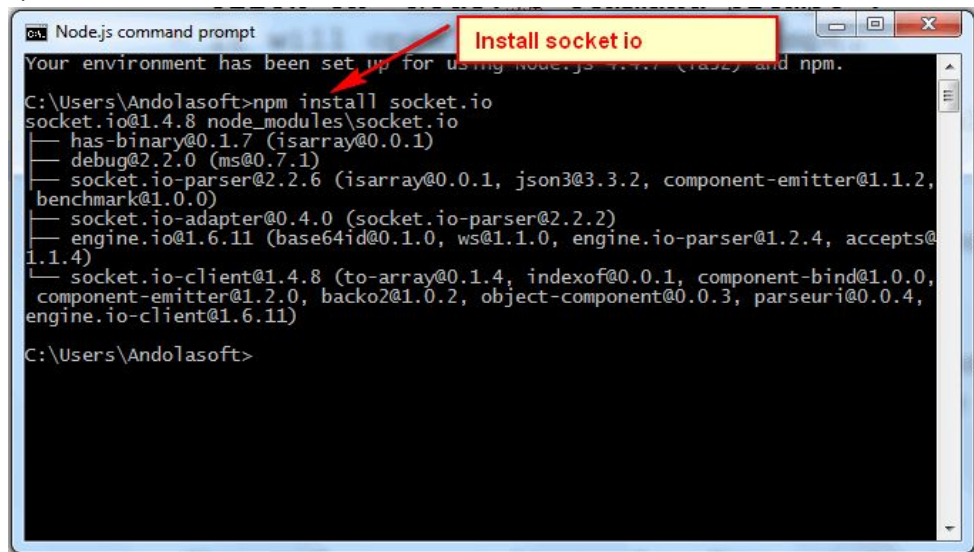
- a) After successful installation of Node.js open node command line interface.
- b) To open node command line, follow the below steps.
 - i) Go to windows "Start Menu" and type "Node" in the search box.
 - ii) Click on "Node.js command prompt".
 - iii) It will open up a command prompt.



Step:3

- a) Now run the following command to install the socket.io.

i) npm install socket.io



The screenshot shows a Windows command prompt window titled "Node.js command prompt". The prompt displays the command `npm install socket.io` and its output. A red arrow points from a yellow box labeled "Install socket io" to the command. The output lists the installed package and its dependencies.

```
Node.js command prompt
Your environment has been set up for using Node.js 7.4.7 (x64) and npm.

C:\Users\Ando\asoft>npm install socket.io
socket.io@1.4.8 node_modules/socket.io
├── has-binary@0.1.7 (isarray@0.0.1)
├── debug@2.2.0 (ms@0.7.1)
├── socket.io-parser@2.2.6 (isarray@0.0.1, json3@3.3.2, component-emitter@1.1.2,
benchmark@1.0.0)
├── socket.io-adapter@0.4.0 (socket.io-parser@2.2.2)
├── engine.io@1.6.11 (base64id@0.1.0, ws@1.1.0, engine.io-parser@1.2.4, accepts@
1.1.4)
└── socket.io-client@1.4.8 (to-array@0.1.4, indexof@0.0.1, component-bind@1.0.0,
component-emitter@1.2.0, backo2@1.0.2, object-component@0.0.3, parseuri@0.0.4,
engine.io-client@1.6.11)

C:\Users\Ando\asoft>
```

b) After Install socket.io run following command to install forever

i) npm install forever -g

```
Node.js command prompt - forever notification.js
'forever' is not recognized as an internal or external
operable program or batch file.

C:\Users\Andolasoft>npm install forever -g
npm WARN deprecated minimatch@2.0.10: Please update to minimatch 3.0.2 or higher
to avoid a RegExp DoS issue
npm WARN optional dep failed, continuing fsevents@1.0.14
C:\Users\Andolasoft\AppData\Roaming\npm\forever -> C:\Users\Andolasoft\AppData\Roaming\npm\node_modules\forever\bin\forever
forever@0.15.2 C:\Users\Andolasoft\AppData\Roaming\npm\node_modules\forever
├── path-is-absolute@1.0.0
├── object-assign@3.0.0
├── colors@0.6.2
├── clone@1.0.2
├── timespan@2.3.0
├── optimist@0.6.1 (wordwrap@0.0.3, minimist@0.0.10)
├── cliff@0.1.10 (eyes@0.1.8, colors@1.0.3)
├── prettyjson@1.1.3 (colors@1.1.2, minimist@1.2.0)
├── nsocket@0.5.3 (eventemitter2@0.4.14, lazy@1.0.11)
├── winston@0.8.3 (cycle@1.0.3, async@0.2.10, eyes@0.1.8, stack-trace@0.0.9, iss
tream@0.1.2, pkginfo@0.3.1)
├── util@0.2.1 (async@0.2.10, deep-equal@1.0.1, i@0.3.5, ncp@0.4.2, mkdirp@0.5.
1, rimraf@2.5.4)
├── shush@1.0.0 (strip-json-comments@0.1.3, caller@0.0.1)
├── nconf@0.6.9 (ini@1.3.4, async@0.2.9, optimist@0.6.0)
├── forever-monitor@1.6.0 (minimatch@2.0.10, ps-tree@0.0.3, chokidar@1.6.0, broa
dway@0.3.6)
└── flatiron@0.4.3 (director@1.2.7, optimist@0.6.0, prompt@0.2.14, Broadway@0.3.
6)

C:\Users\Andolasoft>forever notification.js
warn: --minUptime not set. Defaulting to: 1000ms
warn: --spinSleepTime not set. Your script will exit if it does not stay up f
or at least 1000ms
```

Step:4

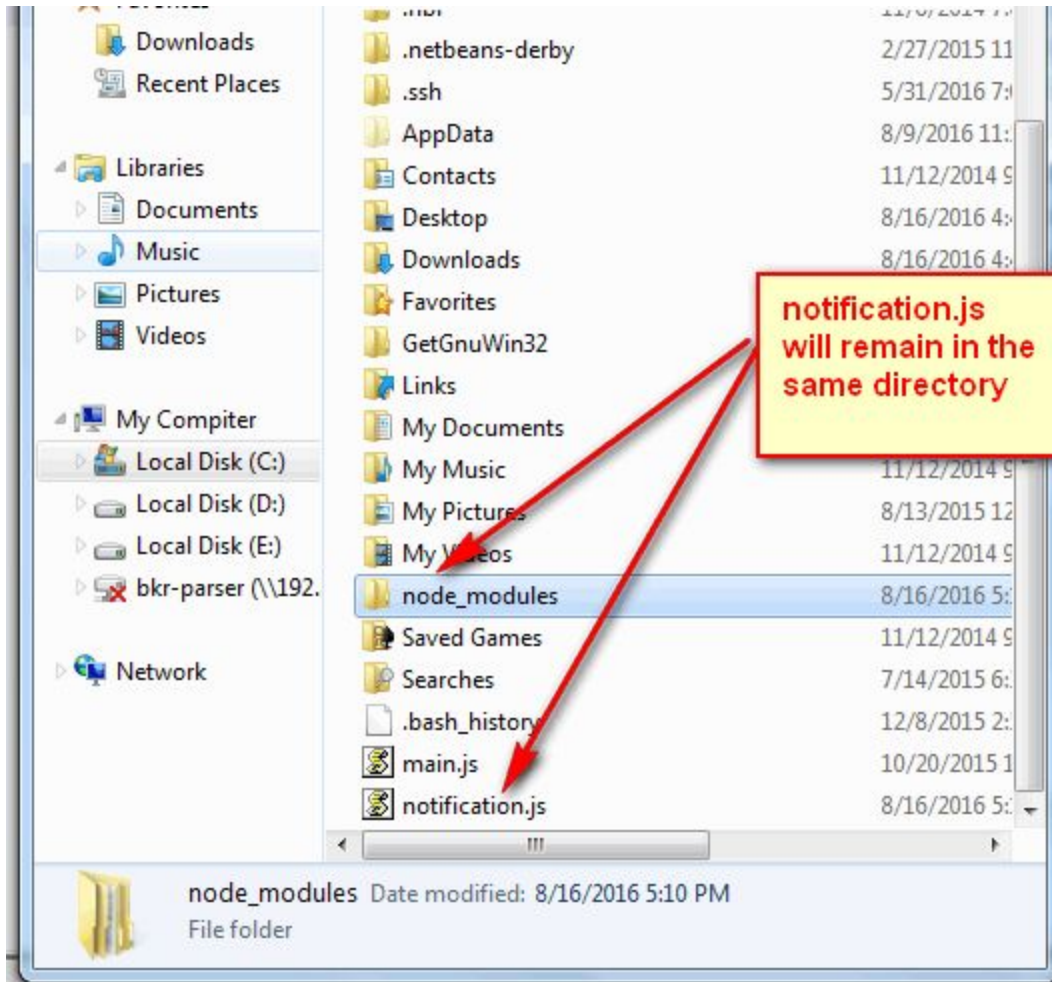
- a) After installed all the above step please copy and paste the "notification.js" file (given with the chat add-on) in the same directory where the node_modules is installed (Ex. C:\Users\Andolasoft\).

```
Node.js command prompt
engine.io-client@1.6.11)

C:\Users\Andolasoft>npm install forever
npm WARN deprecated minimatch@2.0.10: Please update to minimatch 3.0.2 or higher
to avoid a RegExp DoS issue
npm WARN optional dep failed, continuing fsevents@1.0.14
forever@0.15.2 node_modules\forever
├── object-assign@3.0.0
├── path-is-absolute@1.0.0
├── clone@1.0.2
├── colors@0.6.2
├── timespan@2.3.0
├── optimist@0.6.1 (wordwrap@0.0.3, minimist@0.0.10)
├── cliff@0.1.10 (eyes@0.1.8, colors@1.0.3)
├── prettyjson@1.1.3 (colors@1.1.2, minimist@1.2.0)
├── nssocket@0.5.3 (eventemitter2@0.4.14, lazy@1.0.11)
├── winston@0.8.3 (cycle@1.0.3, async@0.2.10, eyes@0.1.8, stack-trace@0.0.9, iss
tream@0.1.2, pkginfo@0.3.0)
├── nconf@0.6.9 (ini@1.3.3)
├── utile@0.2.1 (async@0.2.10, p@0.4.2, mkdirp@0.5.
1, rimraf@2.5.4)
├── shush@1.0.0 (strip-json-comments@0.1.3, caller@0.0.1)
├── flatiron@0.4.3 (director@1.2.7, optimist@0.6.0, prompt@0.2.14, broadway@0.3.
6)
└── forever-monitor@1.6.0 (minimatch@2.0.10, ps-tree@0.0.3, broadway@0.3.6, chok
idar@1.6.0)

C:\Users\Andolasoft>
```

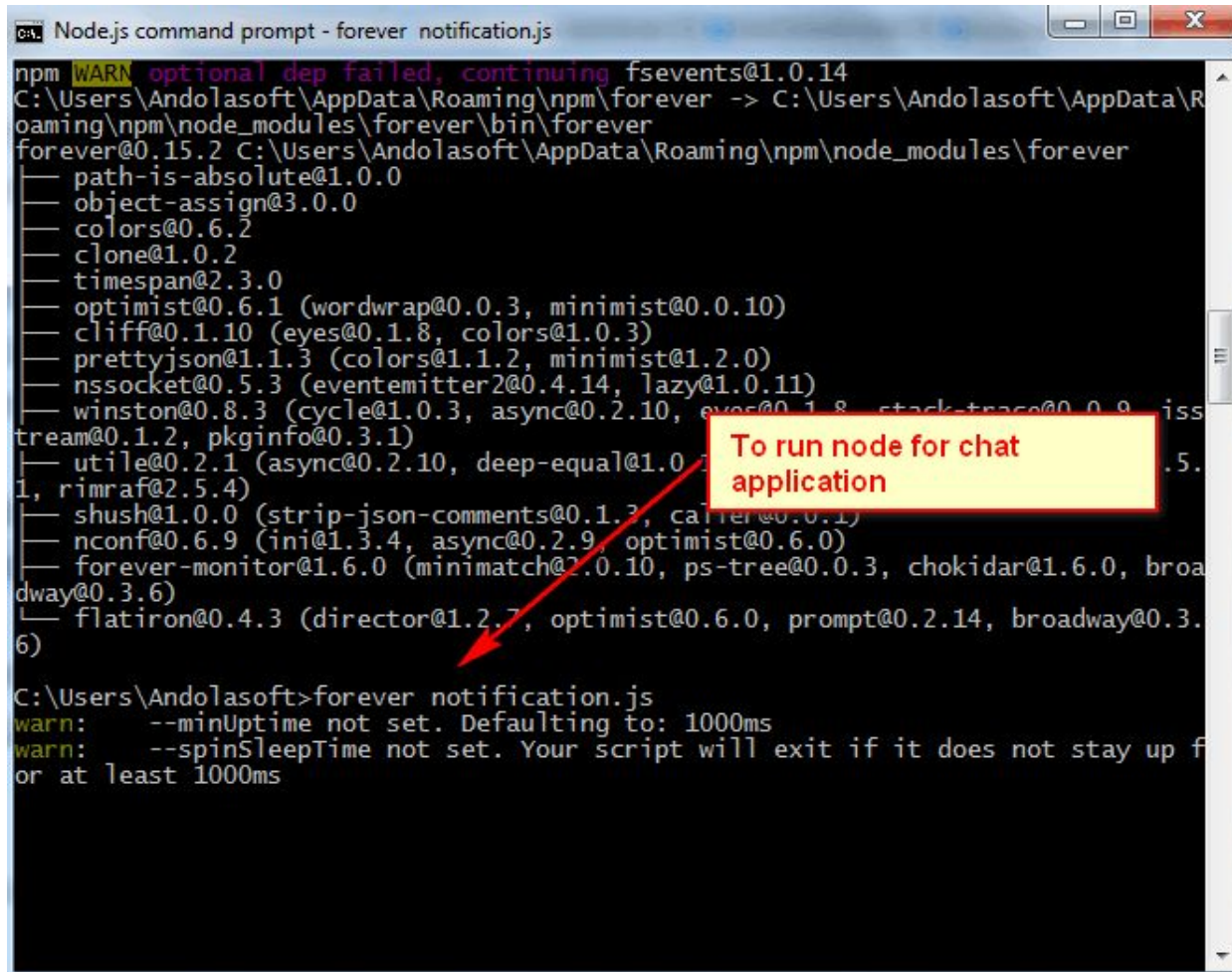
Copy the "notification.js" file to this location.



Step:5 (Final Step)

- a) Run the below command to start node.js.

a. forever notification.js



```
Node.js command prompt - forever notification.js
npm WARN optional dep failed, continuing fsevents@1.0.14
C:\Users\Andolasoft\AppData\Roaming\npm\forever -> C:\Users\Andolasoft\AppData\Roaming\npm\node_modules\forever\bin\forever
forever@0.15.2 C:\Users\Andolasoft\AppData\Roaming\npm\node_modules\forever
├── path-is-absolute@1.0.0
├── object-assign@3.0.0
├── colors@0.6.2
├── clone@1.0.2
├── timespan@2.3.0
├── optimist@0.6.1 (wordwrap@0.0.3, minimist@0.0.10)
├── cliff@0.1.10 (eyes@0.1.8, colors@1.0.3)
├── prettyjson@1.1.3 (colors@1.1.2, minimist@1.2.0)
├── nsocket@0.5.3 (eventemitter2@0.4.14, lazy@1.0.11)
├── winston@0.8.3 (cycle@1.0.3, async@0.2.10, eyes@0.1.8, stack-trace@0.0.9, iss
tream@0.1.2, pkginfo@0.3.1)
├── utile@0.2.1 (async@0.2.10, deep-equal@1.0.1)
├── 1, rimraf@2.5.4)
├── shush@1.0.0 (strip-json-comments@0.1.3, caller@0.0.1)
├── nconf@0.6.9 (ini@1.3.4, async@0.2.9, optimist@0.6.0)
├── forever-monitor@1.6.0 (minimatch@2.0.10, ps-tree@0.0.3, chokidar@1.6.0, broad
dway@0.3.6)
└── flatiron@0.4.3 (director@1.2.7, optimist@0.6.0, prompt@0.2.14, Broadway@0.3.
6)

C:\Users\Andolasoft>forever notification.js
warn: --minUptime not set. Defaulting to: 1000ms
warn: --spinSleepTime not set. Your script will exit if it does not stay up f
or at least 1000ms
```

To run node for chat application